



**District Report Card: 2017**


<b>State:</b> Tamil Nadu	<b>District:</b> Thanjavur
<b>Class:</b> 3	<b>Subject:</b> Language
<b>Schools:</b> 61	<b>Students:</b> 811


**Participation/Coverage**


**Students**

<b>GENDER</b> 	Boys		Girls	
	Number	%	Number	%
	376	46.36	435	53.64

<b>AREA</b> 	Rural		Urban	
	Number	%	Number	%
	595	73.37	216	26.63

<b>CATEGORY</b> 	SC		ST		OBC		GEN	
	Number	%	Number	%	Number	%	Number	%
	241	29.72	1	0.12	559	68.93	10	1.23

<b>CWSN</b> 	LD	VI	HI	S&LD	ID	Oth
	2	1	2	0	1	2

<b>Management</b> 	Government		Government-aided	
	Number	%	Number	%
	409	50.43	402	49.57

**Average Performance of Students in Language (%)**

Overall	Gender		Area		Management		Social Group			
	Male	Female	Rural	Urban	Govt.	Aided	SC	ST	OBC	GEN
63.17	61.91	64.26	63.22	63.06	60.44	65.95	65.50	73.33	62.46	46.00

## Performance on Learning Outcomes (LOs)

Learning Outcomes	Description	Average Performance(%)
L304	Reads small texts with comprehension i.e., identifies main ideas, details, sequence and draws conclusions	64.19
L312	Reads printed scripts on the classroom walls: poems, posters, charts etc.	61.13

Range of Performance of Students who Answered Correctly							
Below 30%		30% - 50%		50% - 75%		Above 75%	
Number	%	Number	%	Number	%	Number	%
77	9.49	162	19.98	307	37.85	265	32.68

## Lowest Performing Learning Outcomes (LOs)

1 - Reads printed scripts on the classroom walls: poems, posters, charts etc. (61.13)

2 - Reads small texts with comprehension i.e., identifies main ideas, details, sequence and draws conclusions (64.19)